

Certification Installation

Internet Explorer 9 and above

1. Go to: <http://bit.ly/LE6XNV>

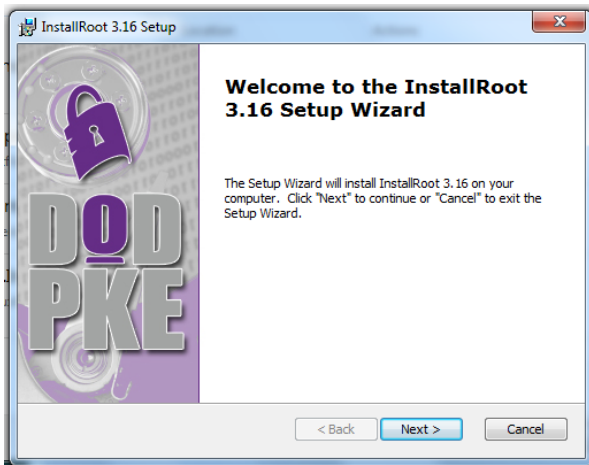
You can also copy and paste this link: http://iase.disa.mil/pki-pke/function_pages/tools.html



2. Scroll down to "Trust Store Management", select "InstallRoot 3.16: Windows Installer".

3. Download the MSI Download (4.512 KB).

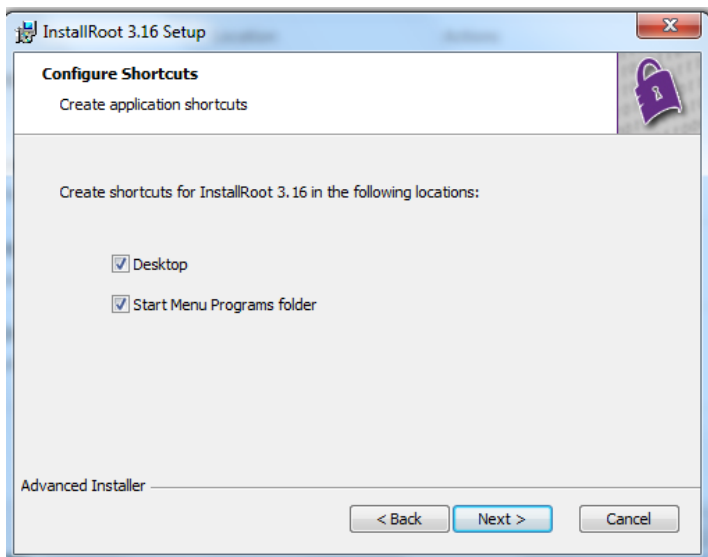
4. You will be asked to run a program from an unknown publisher. Answer Run.



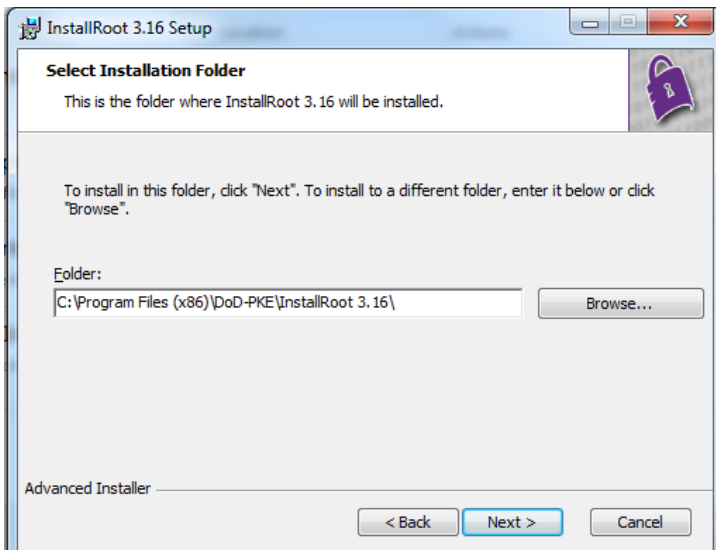
5. The next few screen shots are those of the setup wizard installation. Start the installation by selecting Next.

Certification Installation

Internet Explorer 9 and above



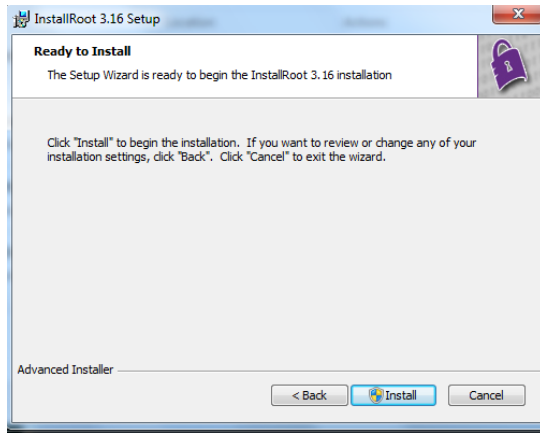
6. Configure shortcuts for Desktop and Start Menu. Select Next.



7. Click Next for the Program Files Installation Folder.

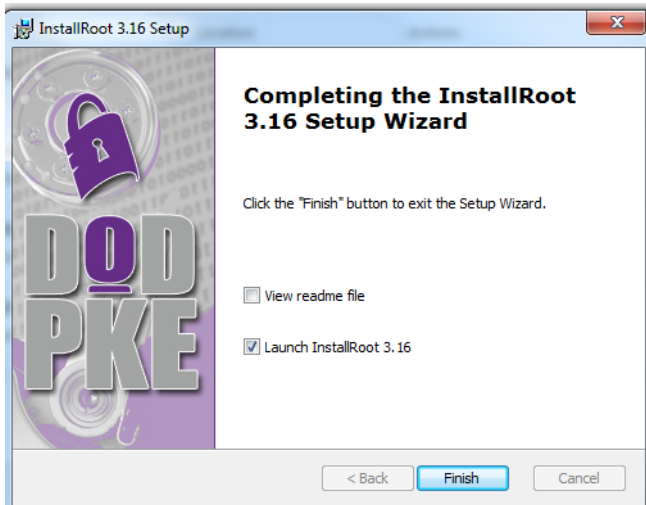
Certification Installation

Internet Explorer 9 and above

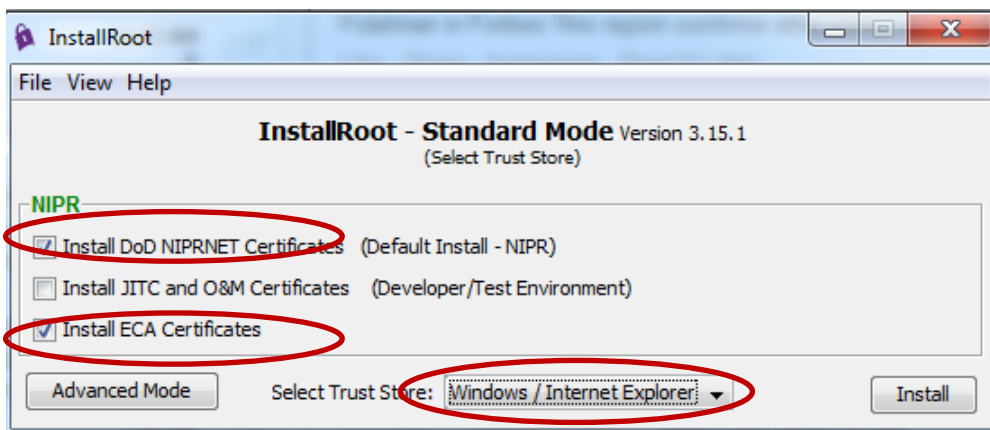


8. Click the Install button.

9. You will be asked to run a program from an unknown publisher. Answer Run.



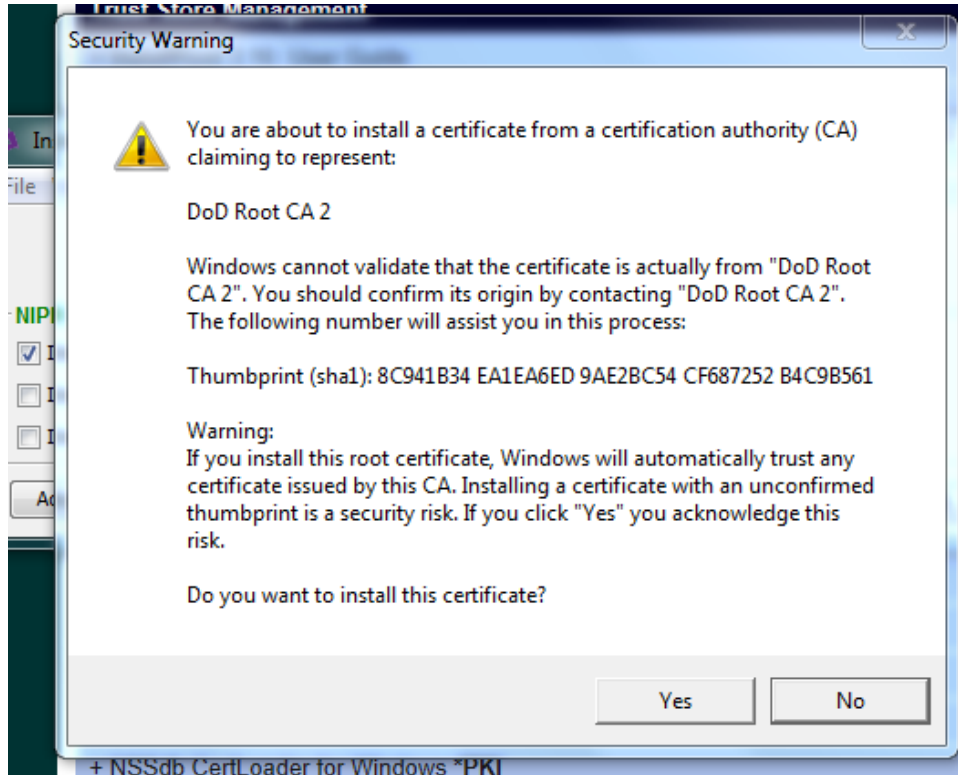
10. Select Launch InstallRoot 3.16 and select Finish



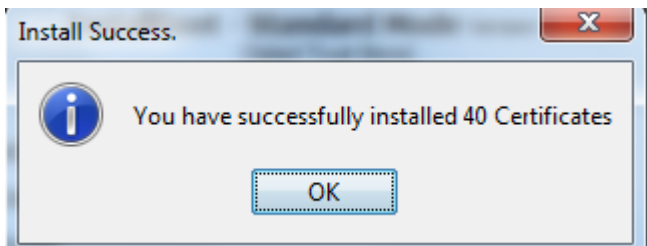
11. Select Install DoD NIPRNET and Install ECA Certificates and Select the Browser you use (Windows or Firefox) and click on the Install Button .

Certification Installation

Internet Explorer 9 and above



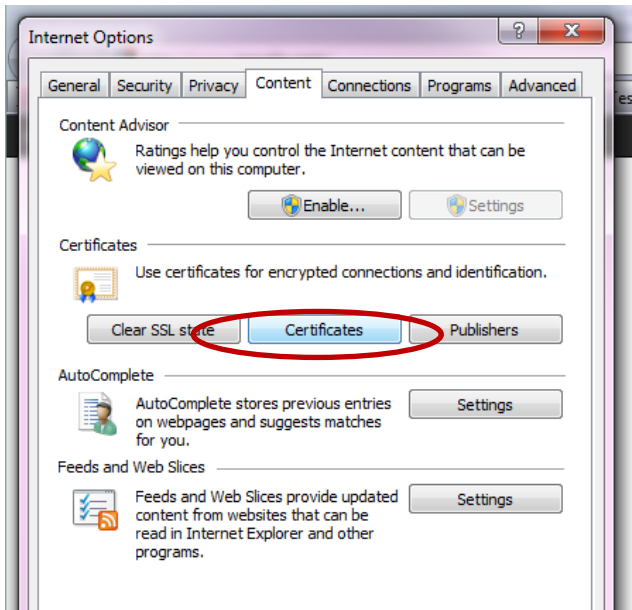
12. You will get a Security Warning asking if you want to install this certificate. Answer Yes.



13. You will get a window for successful installed certificates. Select OK.

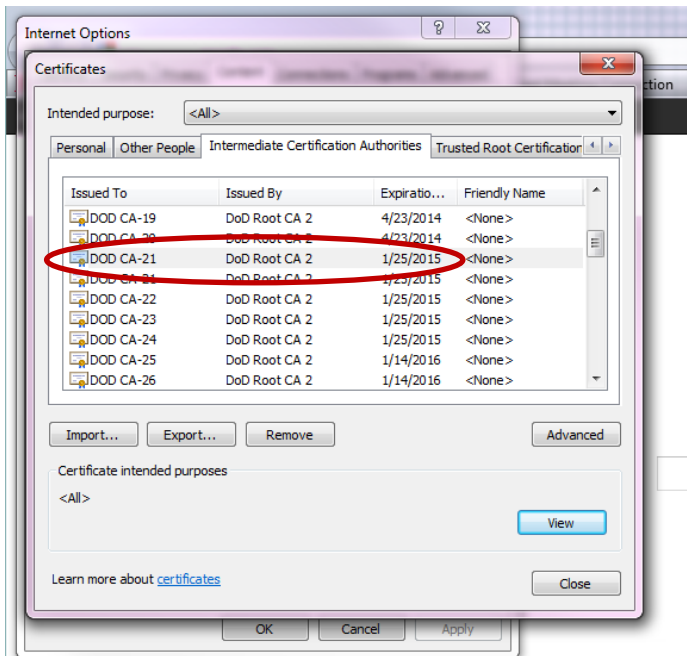
Certification Installation

Internet Explorer 9 and above



14. Open Internet Explorer to verify certificate is installed. Select **Tools or Settings** and then **Internet options**.

15. Select the **Content** tab and then the **Certificates** button.

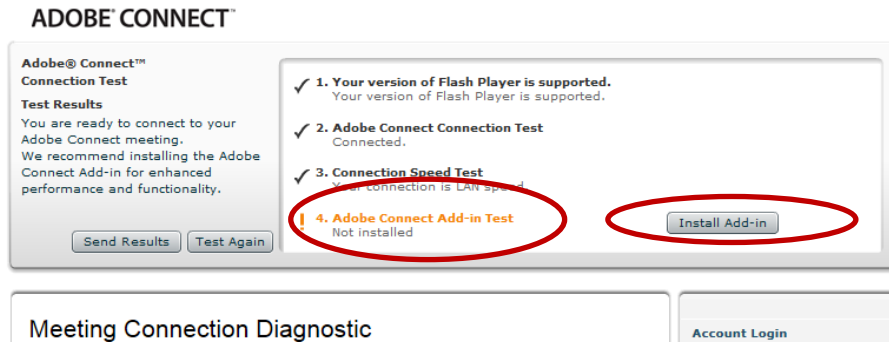


16. Select **Intermediate Certification Authorities** tab. Verify the **DOD-CA 21** certificate appears in your list.

Certification Installation Internet Explorer 9 and above

17. Run the connection test on the DoD site:

https://connect.dco.dod.mil/common/help/en/support/meeting_test.htm



18. You may get an error that the Add-In failed. Select Install Add in. You will get a message that asks “To use this application, you need Adobe Connect Add-in. Would you like to install it now?” Answer Yes.

19. If the connect test completes successfully, your certificate is working

If you have problems installing the certificate, Anne Adrian, aadrian@extension.org , Military Families Learning Network will supply minimum support.

Also, DCO-DoD offers a help desk where one may find support in installing the DCO certificates.

DCO Help Desk | 800.447.2457 | 614.692.3136 | DSN 312.850.3136

Be prepared to tell them your name, email address and why you are calling.