


Centers Visuals

Dramatic Play



Snack



Music Center



Storytelling Center




Games Center



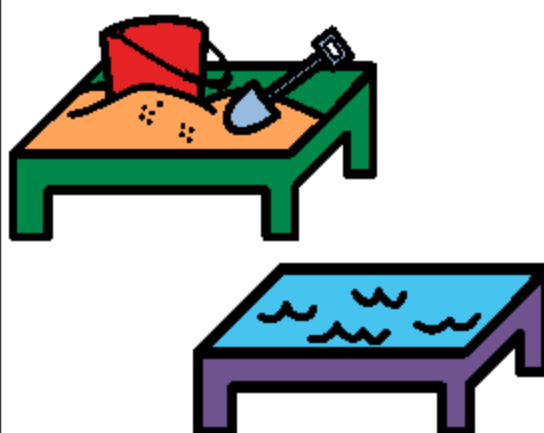
Science Center



Toys Center



Sensory Table



Movement Center



Listening Center




Library




Cooking Center



Sewing Center



Blocks Center



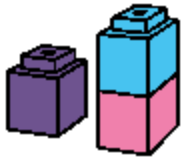
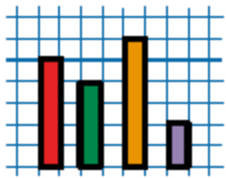
Alphabet Center

ABC

Writing Center



Math Center

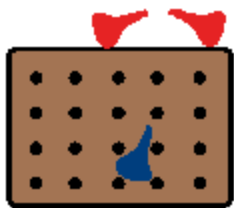
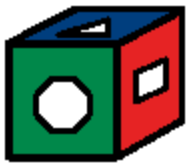


1 4 9
5 2 8


Sensory Center



Manipulatives Center




Computer Center




Circle Visuals


review rules



sing song



weather



calendar

S	M	T	W	Th	F	S


dance



movement activity



review schedule



review schedule



helper chart




special activity



sharing



read book




Who's Here Today?



Directions and Transitions Visuals

line up




sit on carpet



wash hands



sit at table



brush teeth



go to bathroom



clean up



choose a book



lie down



throw away



clean up mess



keep hands in lap








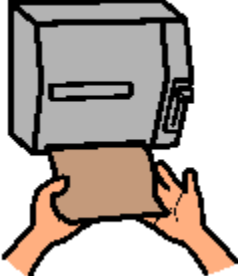


eat



drink




Handwashing Visuals


<p>turn on water</p> 	<p>get soap</p> 	<p>wash hands</p> 
<p>rinse hands</p> 	<p>turn off water</p> 	<p>get paper towel</p> 
<p>dry hands</p> 	<p>throw away towel</p> 	


Sit with Pretzel Legs

Sit criss cross like a twisty pretzel,



or sit legs out like pretzel sticks.





Rules for Our Family

1.

2.

3.


4.

5.


Use walking feet.



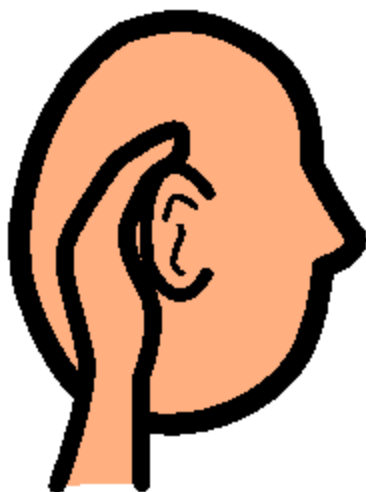
Use kind words and gentle touches.



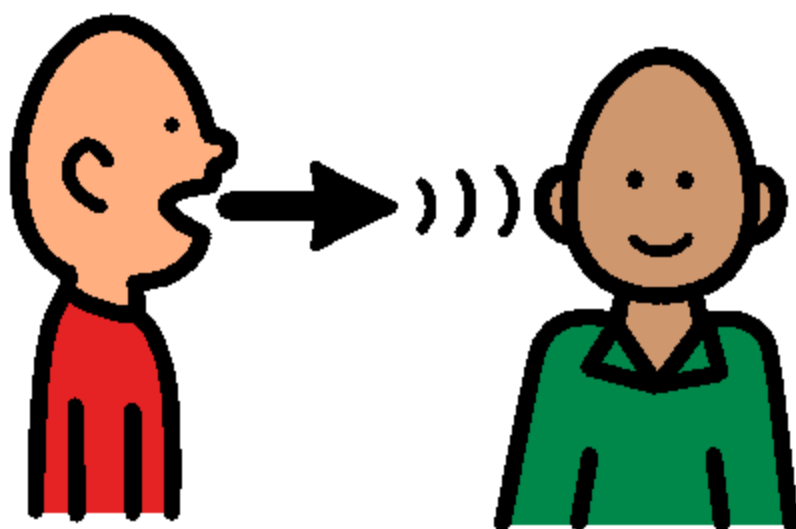
Use quiet voices.




Listen when others talk.




Follow directions.




Keep hands and feet
to yourself.



Use gentle touches.



Use kind words.




Use walking feet.



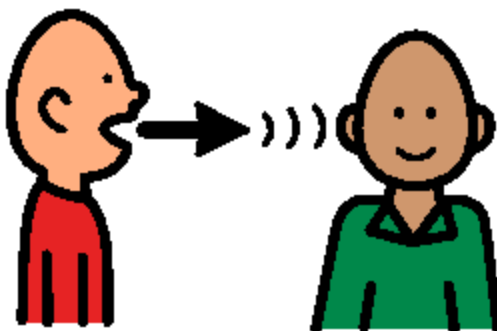
Listen when others talk.




Use kind words and gentle touches.




Follow directions.



Use quiet voices.




Keep hands and feet to yourself.




Schedule Visuals

Arrival



Breakfast



Sign In




Table Activities



Circle



Centers



Art Activities



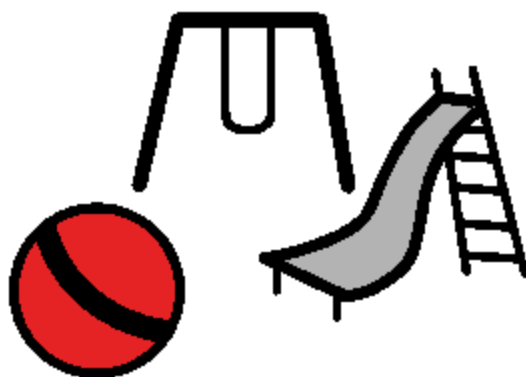
Bathroom




Circle




Outside Play



Line Up



Lunch



Field Trip



Dismissal




Special Activity



Nap Time



Stop and Go Rules Activity








sharing



talking to your friend




hugging a friend



throwing away your garbage



standing in line



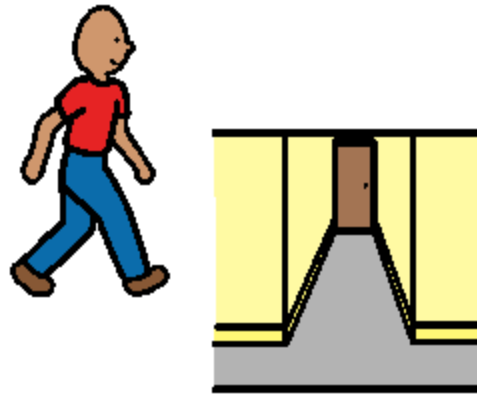
running on the playground



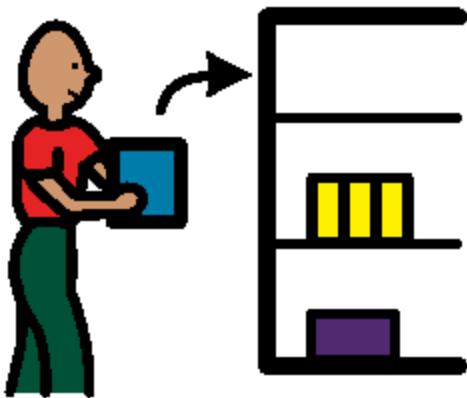
kicking a ball on the
playground



walking in the hallway



cleaning up



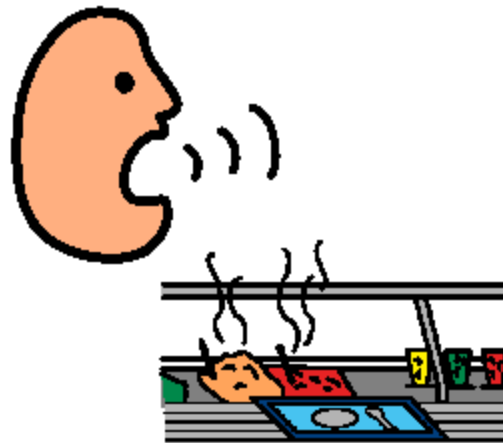
playing a game with a friend



wash hands



yelling in the cafeteria



ignoring your teacher




sticking out your tongue



pushing a friend



hitting



throwing a book

